


Marlin 1180 \updownarrow \times 430 \leftrightarrow SX
colour: RAL 6000

3-axis thermostatic valve set, left, chrome
Pipe-masking set, chrome

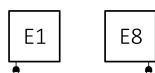




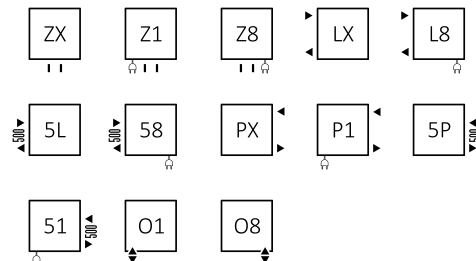
Standard connection:



Electric radiators:






Optional connection:



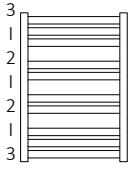
Specification:

Working pressure: 1000 kPa Maximum operating temperature: 95°C

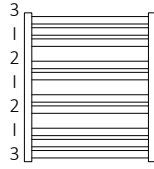
A ↓ [mm]	B ↔ [mm]	C2 [mm]	75/65/20°C [W]	55/45/20°C [W]	 [W]	D [mm]	E [mm]	F [mm]	 [dm³]	 [kg]	Product code <small>Configuration code p. 6</small>
Paint											
600	430	400	244	134	300	400	420	90	1,57	5,03	WGMAR060043
600	530	500	301	165	300	500	420	90	1,76	5,92	WGMAR060053
600	630	600	358	196	400	600	420	90	1,94	6,81	WGMAR060063
780	430	400	319	172	300	400	600	90	2,11	6,84	WGMAR078043
780	530	500	393	212	400	500	600	90	2,38	8,08	WGMAR078053
780	630	600	467	252	400	600	600	90	2,64	9,32	WGMAR078063
1185	430	400	467	251	400	400	1005	90	3,25	10,52	WGMAR118043
1185	530	500	576	309	600	500	1005	90	3,66	12,48	WGMAR118053
1185	630	600	685	367	800	600	1005	90	4,08	14,43	WGMAR118063
1680	430	400	653	351	600	400	1500	90	4,66	15,12	WGMAR168043
1680	530	500	805	433	800	500	1500	90	5,27	17,97	WGMAR168053
1680	630	600	957	514	1000	600	1500	90	5,87	20,81	WGMAR168063
Plating											
600	430	400	156	84	120	400	420	90	1,57	4,86	WGMAR060043
600	530	500	192	104	200	500	420	90	1,76	5,71	WGMAR060053
600	630	600	228	124	200	600	420	90	1,94	6,57	WGMAR060063
780	430	400	211	112	200	400	600	90	2,11	6,60	WGMAR078043
780	530	500	260	137	300	500	600	90	2,38	7,80	WGMAR078053
780	630	600	310	163	300	600	600	90	2,64	9,00	WGMAR078063
1185	430	400	323	162	300	400	1005	90	3,25	10,16	WGMAR118043
1185	530	500	398	199	400	500	1005	90	3,66	12,05	WGMAR118053
1185	630	600	473	237	600	600	1005	90	4,08	13,93	WGMAR118063
1680	430	400	462	217	600	400	1500	90	4,66	14,60	WGMAR168043
1680	530	500	570	267	600	500	1500	90	5,27	17,35	WGMAR168053
1680	630	600	677	317	800	600	1500	90	5,87	20,09	WGMAR168063



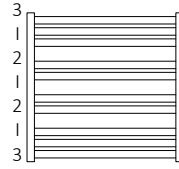
Available sizes:



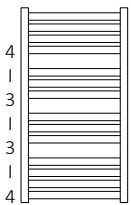
600 x 430
↕ ↔



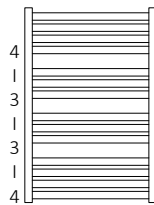
600 x 530



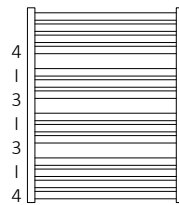
600 x 630




780 x 430



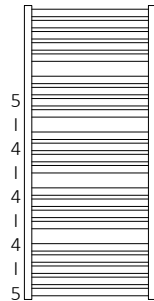
780 x 530



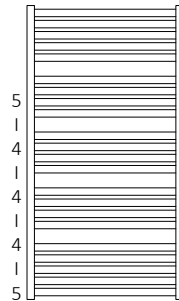
780 x 630



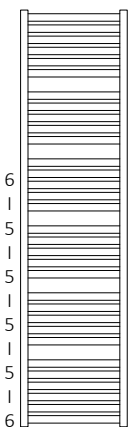
1185 x 430
↕ ↔



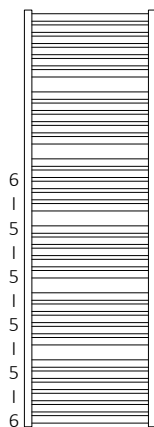
1185 x 530



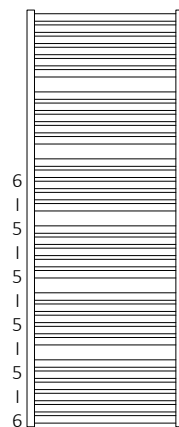
1185 x 630



1680 x 430
↕ ↔



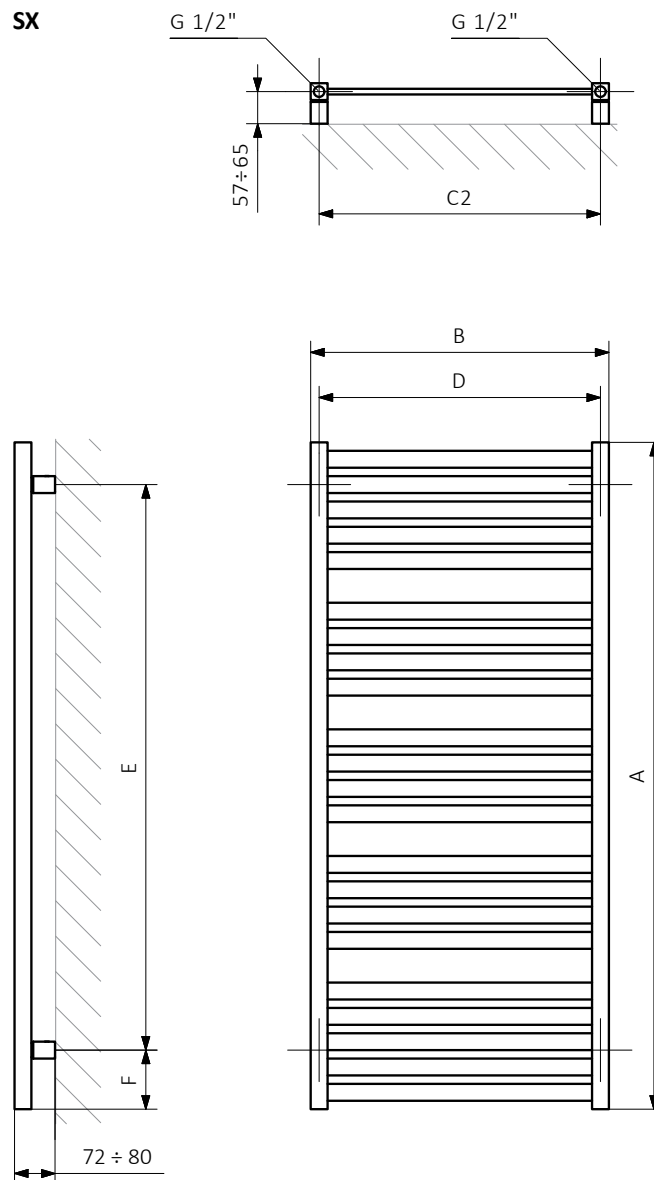
1680 x 530



1680 x 630

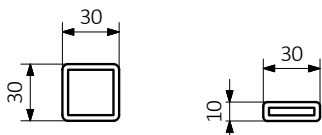


Technical drawing:



A – Height B – Width C1-C5 – Distance between pipe centres D – Horizontal distance between mounting bracket centres
E – Vertical distance between mounting brackets F – Distance between a mounting bracket and the bottom of the radiator

Collector: **Pipe:**





In the table with technical data, the last column lists product codes. When placing an order, please remember to quote the product code followed by the configuration code as shown in the diagram below:

The construction of a water and dual fuel radiator product and configuration code:

WGMAR060043

K916SX

PRODUCT CODE
(located in the table for the product)

CONFIGURATION CODE
(supplemented by hand)

Example Configuration

K 916 SX

Package code Colour code Connection code
K - carton box

Construction of electric heater configuration code:

WLMAR060043

K916E1DRYW

PRODUCT CODE
(located in the table for the product)

CONFIGURATION CODE
(supplemented by hand)

Example Configuration

K 916 E1 DRY W

Package code Colour code Connection code Heating element code Type of heating element cable code
K - carton box

Epoxy primer

E – Code of epoxy primer is an extra processes.

WGMAR060043 K916SX **E** — Extra processes or additions code



Legend



Radiator available in a "water" version.



Radiator suitable for dual fuel connection. Electric heating element can be installed.



Radiator available in electric only version. It comes prefilled with a 'heating medium' and equipped with a heating element. All tested and ready to use.



Connection types dedicated for this radiator. The icon shows the flow and return connections for the radiator as well as the thermostatic valve and heating element position if applicable.



Suggested heating element power output for electric and dual fuel versions.



Weight.



Capacity.



Available in chrome finish.



No additional payment for a color.